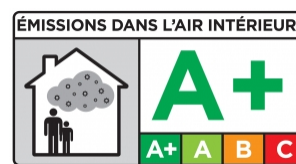




Induline DW-601 Aqua Stop

Opaque, water-based intermediate and finishing coat for spraying



Colour	Availability					
	Quantity per pallet	200	96	22	4	1
	Size / Quantity	2,5 l	5 l	20 l	120 l	1000 l
	Type of container	Tin bucket	Tin bucket	Tin bucket	Plastic drum	Plastic container
	Container code	03	05	20	68	61
	Art. no.					
Induline DW-601/20 matt						
white (RAL 9016)	1725		■	■	■	■
pure white (RAL 9010)	3914			■	■	■
anthracite grey (RAL 7016)	1724			■		
special colours	1692		■	■	■	
Base B***	015068		■	■		
Base C***	015170		■	■		
Induline DW-601/35 silk matt						
white (RAL 9016)	1728		■	■	■	
pure white (RAL 9010)	1715				■	
special colours	1693		■	■	■	
Base B***	015171		■	■		
Base C***	015172		■	■		
Induline DW-601/50 silk gloss						
white (RAL 9016)	1727		■	■	■	
pure white (RAL 9010)	3628			■		
anthracite grey (RAL 7016)	3913			■		
special colours	1694	■	■	■	■	
Base B***	015071		■	■		
Base C***	015173		■	■		
**white RAL 9016 = Base A - pre-filling: 100%						
***Pre-filling: 95%						



Colour	Availability					
	Quantity per pallet	200	96	22	4	1
	Size / Quantity	2,5 l	5 l	20 l	120 l	1000 l
	Type of container	Tin bucket	Tin bucket	Tin bucket	Plastic drum	Plastic container
	Container code	03	05	20	68	61
	Art. no.					

Application rate



150-300 ml/m² (plus spray loss)
(corresponds to wet film thickness of 150-300 µm, dry film thickness of 60-120 µm)

Some figures may differ depending on the colour.

Range of use



- For use on interior and exterior wood
- Soft and hard woods
- Dimensionally stable wood building elements: e.g. windows and doors
- Intermediate and finishing coats
- Single coat and multi-coat procedure
- For use by professionals

Property profile



- Excellent flow properties
- High hiding power
- Low waiting time until material is fit for use
- Increased block resistance
- Early resistance to water: minimises the risk of damage, e.g. to "winter constructions"
- Supports sealing when used with suitable primer and intermediate coatings
- Pleasant feel
- Good resistance to yellowing and chalking
- Special combination of binding agents creates an extremely hard-wearing surface
- Very good hail resistance: elasticity at low temperatures
- Highly resistant to temporary water stains
- Dirt-resistant

Characteristic data of the product

Binder	special combination of functional polymers of the latest generation
Density (20 °C)	approx. 1.15 g/cm ³
Viscosity	approx. 2700 mPa-s
Odour	characteristic
Degree of gloss	matt/silk matt/silk gloss

The values stated represent typical characteristic data of the product and are not to be understood as binding product specifications.

Certificates

- DIN EN 71-3 "Migration of certain elements"
- French VOC Emission Test



Possible system products

- Induline SW-900* (3776)
- Induline GW-201 (2491)
- Induline GW-209 (2498)
- Induline GW-306* (3488)
- Induline ZW-400 (3900)
- Induline ZW-502i (1633)
- Induline ZW-504i (3453)
- Induline ZW-507i (1636)
- Induline ZW-425 (7918)
- Induline LW-725 (3941)
- Aqua AG-26 Universal Primer (7147)
- Induline SW-935 (3786)

*Use biocidal products carefully.
Always read the label and product information before use.

Preparation

■ Substrate requirements

The substrate must be clean, dry, free of dust, grease and loose substances, and prepared in the correct manner.

Dimensionally stable wood building elements: wood moisture content 11-15%

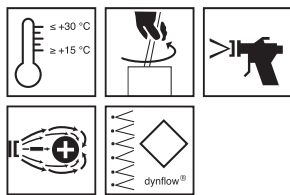
■ Substrate preparation

If necessary, impregnate non-resistant woods with a wood preservative* (*Use biocides safely. Always read the label and product information before use).

Pre-treat using a suitable primer & intermediate coat and carry out intermediate sanding if necessary.

If necessary, protect parapet joints with Induline V-Joint Protection or Induline AF-920.

Directions



■ Conditions for use

Temperature of the material, air and substrate: from min. +15 °C to max. +30 °C.

The values given are based on undiluted material. The best spraying pattern is achieved if the material has a temperature of 15-20 °C.

Airless spraying: nozzle size: 0.28-0.33 mm; material pressure: 70-90 bar.

Air-mix spraying: nozzle size: 0.28-0.33 mm; material pressure: 70-90 bar, atomiser air pressure 1-2 bar.

Seal opened containers well and use contents as soon as possible.

Tips on use



Check colour, adhesion and compatibility with the substrate by setting up a trial area.

Before coating technically modified woods and wood-based materials, apply the coating to a trial surface and conduct a suitability test on the desired area of use.

Do not use in direct sunlight or at temperatures below +15 °C or above +30 °C.

Ensure good ventilation.

Recycling is possible via the standard channels. Liaise with Remmers Technical Service if coatings have been mixed.

To prevent coloured substances contained in the wood from showing through, use a suitable primer and intermediate coating with a sealing effect on white or light-coloured surfaces.

With water based coating systems, there is always a residual risk that substances contained in the wood will cause discoloration.

To avoid thicker coats, e.g. in the case of full-tone colours, pretreat with translucent rather than white primer. Then add the coloured topcoat as the intermediate coat.

The specifications of VFF Code of Practice HO.03 must be observed with regard to the permitted dry layer thicknesses.



The system finder on our website www.remmers.com contains coating recommendations for specific wood types to be used when treating windows and exterior doors.

■ **Drying**

Dust dry: after approx. 1 hour

Ready for sanding and next coat: after approx. 4 hours

(practice values at 20 °C and 50% RH)

When forced drying takes place, ready for sanding and next coat: 20 minutes flash-off time (at approx. 20 °C and 65-75% RH) / 75 minutes drying time (approx. 45 °C, 1 m/s air circulation) / 20 minutes cooling time

■ **Thinning**

If necessary with water (max. 5%).

Notes

Sealing:

Sealing compounds must be compatible with the coating and may only be applied once the coating has dried thoroughly.

Only use sealing profiles that are free of plasticisers.

Where the coating substances used are rich in colour, colour rub-off may occur, e.g. during cleaning. These effects are temporary and sporadic and do not impact the quality of the product in any way. Please see the technical information contained in TI 5.12 "Paint chalking".

Production of a brushing quality:

Add 10 - 20% water to this product to obtain a coating that can be applied by brush for touch-ups.

Care and maintenance:

Wood is subjected to great climatic and environmental stresses when outdoors. The coat is susceptible to the processes of natural ageing, wear and decomposition. Decomposition takes place at different speeds, depending on the stress (weak, average, strong) placed on the wood building element. Weathering stages may vary according to the part or element affected. To give wood the longest and best possible protection it is advisable to examine surfaces every year. Any damage found should be addressed immediately after cleaning. For cleaning and care, we recommend the care set for windows (2745) and doors (2746).

We recommend that reconditioning coats be applied using Aqua AG-26 All Primer (7147) and Aqua DL-65 Opaque Top PU (7200) or Aqua VL-66/sm Venti-Coat 3in1 (7090)

Observe current standards and guidelines for coating wood building elements outdoors (Codes of Practice issued by the German Association of Window and Facade Manufacturers (VFF), Code of Practice No. 18 issued by the German Federal Committee for Paint and the Protection of Material Assets (BFS), guidelines issued by the German Lacquer and Printing Ink Association (VdL) and ift guidelines issued by the Institut für Fenstertechnik).

Tools / Cleaning

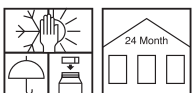
Airless/Airmix spraying equipment, electrostatic equipment, dynflow equipment



Clean tools with water or Aqua RK-898 Cleaning Concentrate immediately after use. Ensure that any residue from cleaning is disposed of correctly.

Storage / Shelf life

If stored unopened in its original container in a cool, dry place and protected against frost, the product will keep for at least 24 months.





Safety data / Regulations

For further information on the safety aspects of transporting, storing and handling the product and on disposal and environmental matters, please see the current Safety Data Sheet.

Personal protective equipment

Respiratory protection with at least an A/P2 combination filter must be worn during spraying, together with safety goggles. Wear suitable protective gloves and clothing.

Disposal

Larger quantities of leftover product should be disposed of in the original containers in accordance with the applicable regulations. Completely empty, clean containers should be recycled. Do not dispose of together with household waste. Do not allow to enter the sewage system. Do not empty into drains.

Biocidal Products Regulation

*Use biocidal products carefully.
Always read the label and product information before use.

VOC content as per the "Decopaint" Directive (2004/42/EC)

EU limit value for the product (cat A/d): max. 130 g/l (2010).
This product contains < 130 g/l VOC.

VOC	
Kat.	A/d
2010:	130g/l
max.:	130g/l

Please note that the data and information given above have been calculated as guidelines in the laboratory and from real-life experience and are therefore not binding as a basic principle.

This information is therefore of a general nature only and describes our products and how they are used and worked with. In this respect, it must be borne in mind that the varied and diverse nature of the

prevailing working conditions, materials used and construction sites encountered means that not every individual case can be covered. In this respect, we therefore recommend either conducting tests or liaising with us in the event of any doubt. Unless we have provided express written assurance of the products' specific suitability or characteristics in respect of a contractually stipulated intended use, any technical application-related advice or instruction will never

be binding, even though it is provided to the best of our knowledge. In all other respects, our general terms and conditions of sale and delivery shall apply.

When a new version of this Technical Data Sheet is published, it shall replace the previous version.